

Workshop 10

Cleaning fuel pump mini filter
Nissan Mistral 2.7TD

Fault:

Poor fuel consumption

Excessive smoking

Miss-firing under load.

Low revs unable to rev faster

Lack of power

General symptoms are fuel starvation.

Repair:


Remove small banjo filter located behind the power steering pump.

Filter down below Power steering pump Tensioner bolt Battery



Tools: Socket set or ring spanners up to between 10mm - 14mm
400mm length, piece of straight wire (clothes hanger) to be made into a hook,
Hammer for making hook,
White spirits.

First disconnect the battery and remove. This allow access to Power Steering Pump mounting bolts



Loosen off bottom mounting bolt with a 12mm ring spanner or socket

Loosen off the top power steering pump tensioner to allow removal of the belt.




Once the belt is off, **move the pump** out of the way, **without disconnecting the pipes**.




Banjo Filter is in here,

(Power steering pump)




Undo bolt and remove being careful not to loose the flat washer. Watch out for a spring.




On removal of bolt you'll find a spring inside which needs to be removed



By hammering the end of a piece of wire one can make a hook to remove the filter




Now with your hook fish gently around until you hook the filter and gently pull out. This might take some patience. **Try not to damage the filter.**



Elusive Filter





To clean the filter of any gunk that is embedded in the filter, rinse in a solution of white spirits and dry before reassembling.

When finished cleaning reassemble in reverse order.

*A special thanks to everyone that has contributed to this article
Written and produced by Rossco
With Drivewashers original advice*